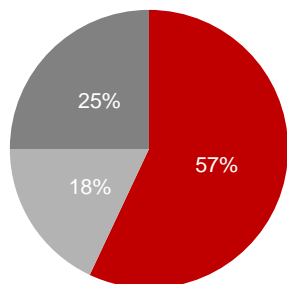


## SHAREHOLDERS



- Koc Group
- Burla Group
- Free Float

## CONTACTS

### Özkan Çimen

CFO  
+90 212 314 3901

### Mine Şule Yazgan

Finance & Enterprise Risk  
Director  
+90 212 314 3060

### Öktem Söylemez

IR Lead  
+90 212 705 9681

## COMPANY DESCRIPTION

Arçelik A.S., Turkey's leading household appliance manufacturer, is engaged in the production and marketing of consumer durable goods, consumer electronics, small home appliances and kitchen accessories as well as in the provision of after-sales services. With 28 factories in 9 countries (Turkey, China, Romania, Russia, S.Africa, Thailand, Pakistan, India and Bangladesh), 52 subsidiaries and around 45,000 employees, Arçelik provides goods and services in more than 150 countries.

### Quick facts:

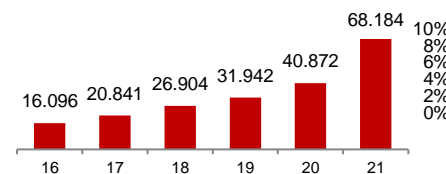
- Market leader in Turkey MDA6 market
- Largest sales and after-sales service network in Turkey with c.3.000 exclusive dealers and around 600 service points
- Third largest home appliance company in EMEA
- Beko, leading brand in Europe\*, UK, France\*
- Leading appliance company in Romania, S.Africa and Pakistan
- Company manufactures solely using proprietary technology
- The only Turkish company repeatedly on the top 200 PCT applicants list of WIPO within the last 5 years

\* In free-standing segment in Europe and France

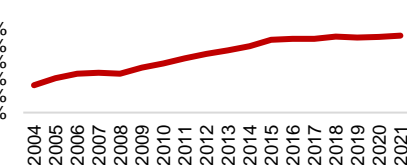
## FINANCIAL HIGHLIGHTS

TL mn	3Q22	3Q21	Δ%	9M22	9M21	Δ%
Revenue	34,255	18,148	89	94,724	45,666	107
EBITDA	2,986	1,782	68	8,404	5,099	65
<i>EBITDA Margin %</i>	8.7	9.8		8.9	11.2	
EBIT	2,100	1,321	59	6,013	3,912	54
<i>EBIT Margin %</i>	6.1	7.3		6.3	8.6	
Profit before tax	231	770	(70)	1,987	2,648	(25)
Net Profit	495	717	(31)	2,059	2,358	(16)
<i>Net Profit Margin %</i>	1.4	3.9		2.2	5.2	

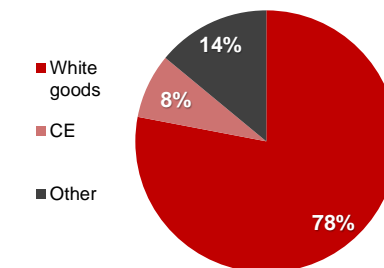
### Sales (TL mn)



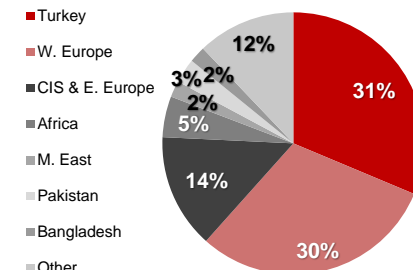
### Beko Market Share (Europe 24 countries)



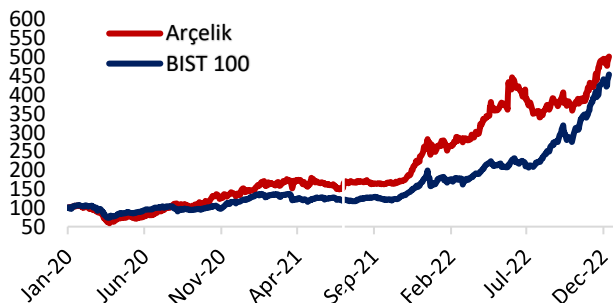
### Sales Breakdown by Segment (2021)



### Sales Breakdown by Region (2021)



## SHARE INFO



# of shares (mn) 675.73

Shares in the Float (mn) 169.96

Foreign Ownership  
30.09.2022 23%

Last Dividend (TL mn)  
(2021) 1,500

Market Cap (TL mn)  
30.09.2022 45,409

TL mn	9M22	2021
Current Assets	91,161	59,595
Non-current Assets	37,479	25,484
<b>Total Assets</b>	<b>128,641</b>	<b>85,079</b>
Current Liabilities	78,845	40,502
Non-Current Liabilities	24,627	23,522
Equity	25,169	21,055
<b>Total Liabilities</b>	<b>128,641</b>	<b>85,079</b>
Net Debt	28,116	16,565
<i>Net Debt/Equity</i>	1.12	0.79
Working Capital	30,847	17,964
<i>Working Capital/ Sales %</i>	26.3	26.3
Total Liabilities/Total Assets	0.80	0.75