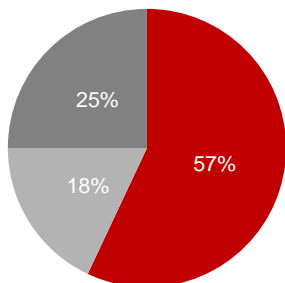


SHAREHOLDERS



- Koc Group
- Burla Group
- Free Float

CONTACTS

Polat Şen
CFO
+90 212 314 3434

Özkan Çimen
Finance Director
+90 212 314 3901

Alper Gür
IR Manager
+90 212 314 3147

Öktem Söylemez
Senior IR Specialist
+90 212 705 9681

COMPANY DESCRIPTION

Arcelik A.S., Turkey's leading household appliance manufacturer, is engaged in the production and marketing of consumer durable goods, consumer electronics, small home appliances and kitchen accessories as well as in the provision of after-sales services. With 22 factories in 8 countries (Turkey, Romania, Russia, S.Africa, Thailand, Pakistan, India and Bangladesh), marketing & sales organizations in 34 countries and 32,000 employees, Arcelik provides goods and services in more than 145 countries.

Quick facts:

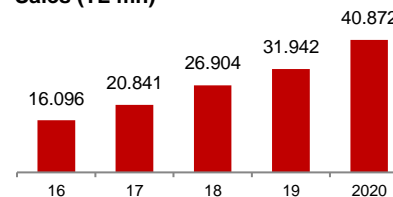
- Distant #1 in Turkey with >50% market share
- Largest sales and after-sales service network in Turkey with c.3.000 exclusive dealers and around 600 service points
- Third largest home appliance company in EMEA
- Beko, leading brand in Europe*, UK, France*
- Leading appliance company in Romania, S.Africa and Pakistan
- Company manufactures solely using proprietary technology
- The only Turkish company repeatedly on the top 200 PCT applicants list of WIPO within the last 5 years

* In free-standing segment in Europe and France

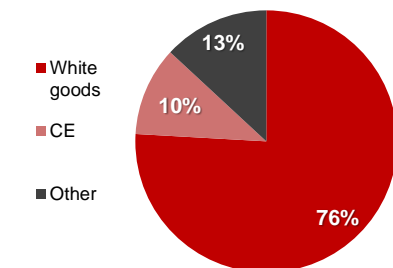
FINANCIAL HIGHLIGHTS

TL mn	2Q21	2Q20	Δ%	2020	2019	Δ%
Revenue	14,534	7,832	86	40,872	31,942	28
EBITDA	1,427	869	64	5,357	3,351	60
<i>EBITDA Margin %</i>	9.8	11.1		13.1	10.5	
EBIT	1,067	712	50	4,145	2,296	80
<i>EBIT Margin %</i>	7.3	9.1		10.1	7.2	
Profit before tax	584	526	11	3,498	1,114	214
Net Profit	541	409	32	2,848	925	208
<i>Net Profit Margin %</i>	3.7	5.2		7.0	2.9	

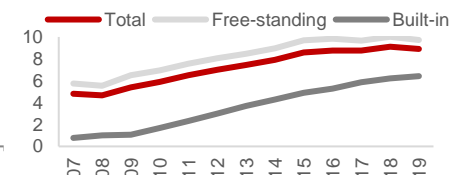
Sales (TL mn)



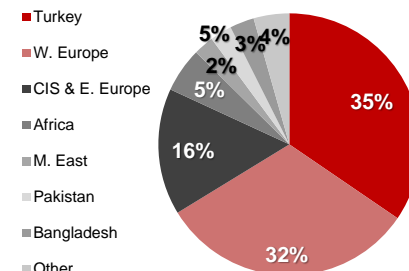
Sales Breakdown by Segment (2020)



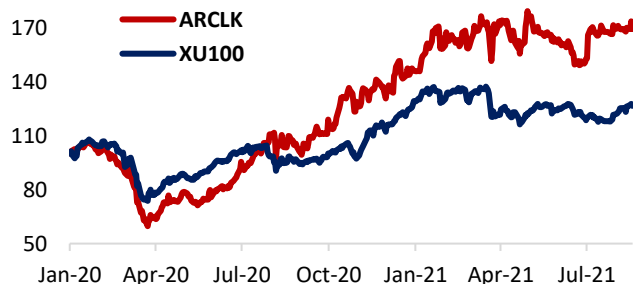
Beko Market Share (Europe 24 countries)



Sales Breakdown by Region (2020)



SHARE INFO



# of shares (mn)	675.73
Shares in the Float (mn)	169.96
Foreign Ownership 30.06.2021	52%
Last Dividend (TL mn) (2020)	1,500
Market Cap (TL mn) 30.06.2021	20,137

TL mn	6M21	2020
Current Assets	42,804	33,042
Non-current Assets	18,950	13,515
Total Assets	61,754	46,559
Current Liabilities	30,622	23,810
Non-Current Liabilities	15,635	8,698
Equity	15,496	14,051
Total Liabilities	61,754	46,559
Net Debt	10,693	5,073
<i>Net Debt/Equity</i>	0.69	0.36
Working Capital	14,466	8,375
<i>Working Capital/ Sales %</i>	27.4	20.5
Total Liabilities/Total Assets	0.75	0.70